



Prepared by: Ms. Mohsina.

Lesson no 14 – Handling Data

Pre activity:- Solve pg no 171

- Data is the information we collect which can be arranged in different ways to make it easier to understand

Ex – counting and sorting the numbers.

I 14.1 - Tally Chart

- Each single count will be recorded as a single straight line like this '1'. After this every count (till 4th count) will be having addon straight lines. And 5th count is recorded by a line going across the first 4 standing lines '||||'.






Q. In a class, 20 students were asked to name their favourite sports. 8 like badminton, 4 like basketball, 6 like cricket and 2 like tennis. Organise the data collected using Tally marks in the table given below.

Favourite sport	Number of students
Cricket	
Tennis	
Badminton	
Basketball	

II 14.2 Reading pictograph

Q. Read the following pictograph and answer the questions below.

Favourite breakfast drink of a group of children.

Breakfast drink	Number of children
Tea	
Coffee	
Milk	
Juice	
1  = 1 Child	

1. How many children like milk?

Ans – 5 children

2. Which drink is most favourite?

Ans – Juice

3. Which drink is liked more – Tea or Coffee?

Ans – Tea

4. Which drink is least favourite?

Ans – Coffee

5. What is the total number of children?

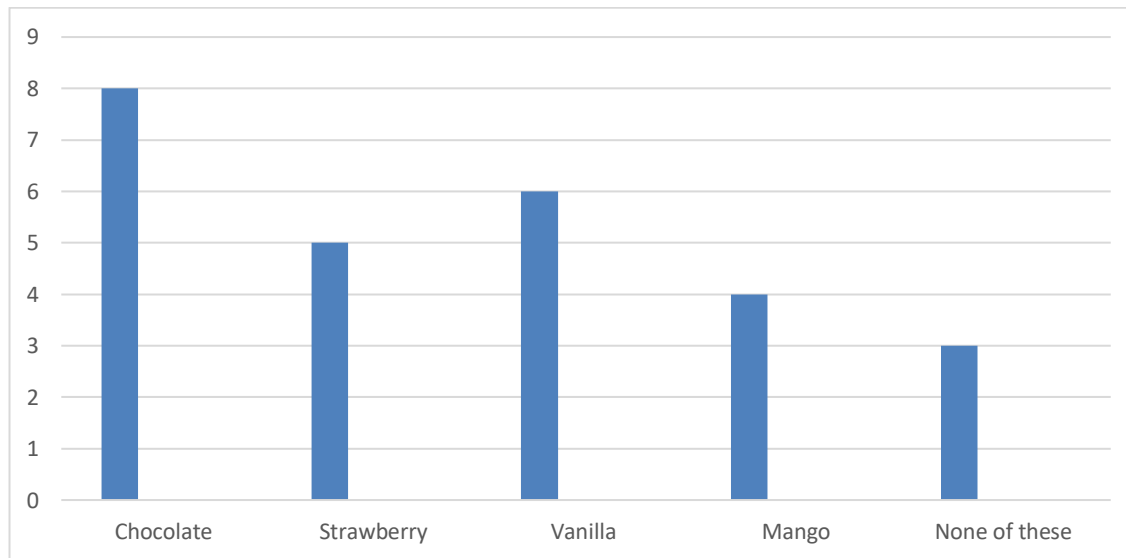
Ans – 16 children

III 14.3 Bar Graph

Q. Represent the data in the bar graph.

Favourite flavour of milkshake.

Flavour	Number of friends
Chocolate	8
Strawberry	5
Vanilla	6
Mango	4
None of these	3



Post activity –

Solve pg no 179 and 180.

Subject Tr's. Sign

HOD's Sign

Co-ordinator's Sign

Principal's Sign