






Name: _____

Date: _____

Donut Pictograph

Tim recorded the number of donuts sold over five days.
Read the chart and answer the questions.

Day	Number of donuts sold
Monday	
Tuesday	
Wednesday	
Thursday	
Friday	

 = 5 donuts

Answer the Questions

1. How many donuts did he sell on Thursday? _____
2. Which day did he sell the least donuts? _____
3. Which day did he sell the most donuts? _____
4. Which day did he sell 20 donuts? _____



Name: _____

Section: _____

Date: _____

Teacher: _____

Pictograph

A group of people voted for their favorite junk food.






Pizza	
Pasta	
Noodles	
French Fries	
Burger	

= 1 vote

1. How many people like pizza? _____
2. Which two food have same amount of votes? _____
3. Which has least votes? _____
4. Which is most loved by people? _____
5. Write the number of votes does french fries has? _____


Tally Marks

Q: Count the objects and write the tally marks and numbers in each box.

Count	Tally Marks	Number
		
		
		
		
		


Name _____






Date _____



COUNT AND TALLY SHEET 3

Count the number of fruit in each category and draw a tally for each one.
Tick them off as you count them.



	TALLY	NUMBER
		
		
		
		
		

How many more  than  ? _____