



Prepared by:
Priyanka Gupta

LESSON – 8 Perimeter and Area

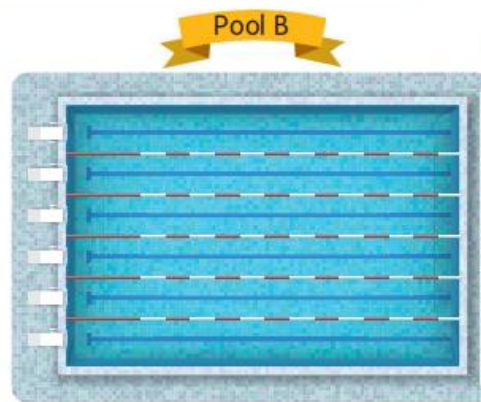
Pre activity – Lets Begin from T.B. (Pg. No. 136)

Let's Begin 



Dev, will you come for swimming class today?

Yes, Bobby. I shall come. But I shall swim in pool B.



1 Observe the pictures, and answer the following questions.


a Name the shape of Pool A. Square

b Name the shape of Pool B. Rectangle

c How many sides does pool B has? 4

d Are all the sides of pool B equal? No

2 Draw a swimming pool that is irregular in shape in the space provided.



TB Page no. 138

Concrete Stage

Use a thread or a ruler to work out the perimeter.


- a Chessboard b Pencil box c Notebook

Hintometer: Using a ruler is not always possible to measure longer lengths. In such a case, we can use a thread to measure the desired length and then measure the thread using a ruler.

Pictorial Stage

- 1 Look at the pictures, and answer the following questions.

- a Romy wants to paste golden lace around the given picture. Calculate the length of the lace she would need. **30 cm**



- b Find out the length of the thread needed to tie around the star.




Hint: All the sides are equal.

- 2 Sam wants to put a wired fence around his triangular flower bed with equal sides. Find the perimeter of the flower bed. **12 m**



Abstract Stage

- 1 Find the perimeter of the given square and rectangle.

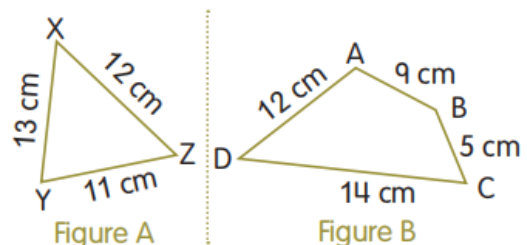


- 2 Look at the figures. Answer the following questions.

- a The perimeter of Figure A is **36 cm**.

- b The perimeter of Figure B is **40 cm**.

- c The perimeter of Figure A is **lesser** than the perimeter of Figure B.



- 3 Arun goes for the morning walk in a park. The length and width of the park are 50 m and 30 m respectively. He walks around the park three times. How much distance does he cover?

- 26 Answer: **480 m**

Worksheet



Solution:

Length of the park = 50 m

Width of the park = 30 m

We know that perimeter = 2(Length + Width)

So, the perimeter of the park = $2(50 + 30)m$
= 160 m

He walks around the park 3 times

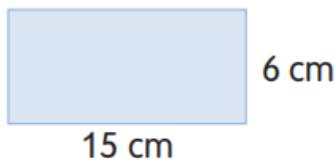
So, the distance he covered = $3 \times 160 = 480$ m.

(TB Page no. 140)

Concrete Stage

Draw the following shapes with the given dimensions on the 'Geoboard'.
Use unit squares to work out its area.

a



b

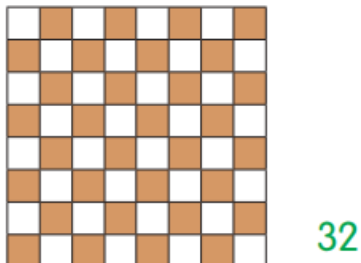


Answer: Answer may vary.

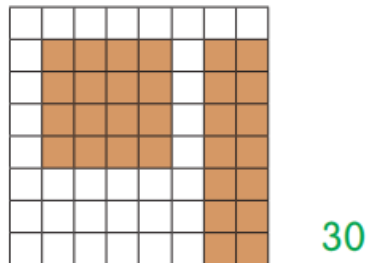
Pictorial Stage

1 Find the area of the shaded parts of the given boards.
(Consider 1 shaded square as 1 square unit)

a



b



2 Tick the shape that has bigger area.

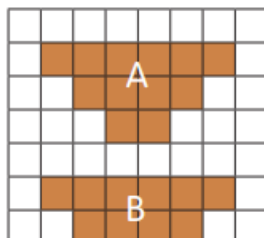


Figure A

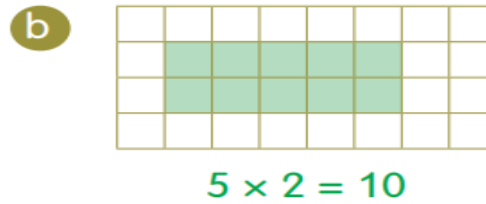
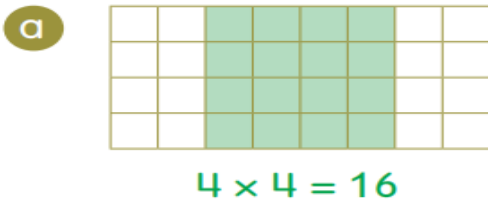


Figure B



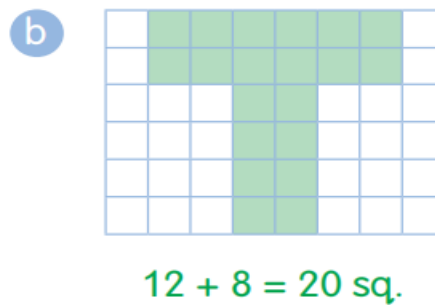
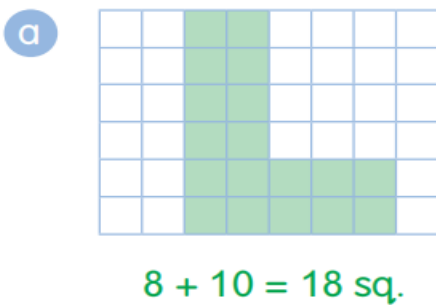
Abstract Stage

Draw a square and a rectangle on the given grids. Find their areas.



Concrete Stage

Draw the shapes T and L on the grids and find their areas.

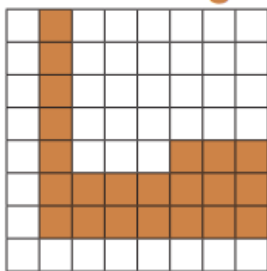


Maths Fact: Perimeter is expressed in units. Area is expressed in sq. units.

(TB PAGE No. 142)

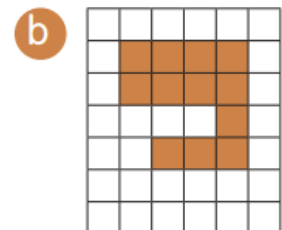
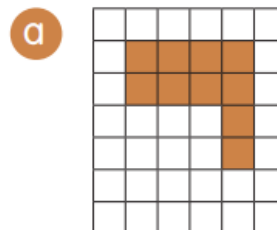
Pictorial Stage

- 1 Observe two rectangles and a square on the grid to find the area of the combined figure.



Answer: 22

- 2 Which figure has bigger area?



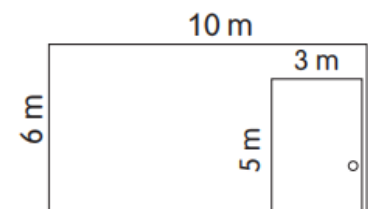
Answer: (b) is bigger area

Worksheet

8.2

Abstract Stage

- 1 Gaurav wants to paint a wall and a door, what shape does the wall and the door resemble. Calculate the areas, and colour the larger area in pink and smaller area in brown.



Solution:

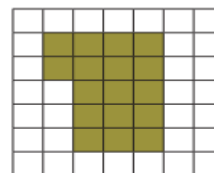
The shape of wall and door are Rectangle.

Area of wall = length \times width = $10\text{m} \times 6\text{m} = 60 \text{ m}^2$ (pink)

Area of door = length \times width = $5\text{m} \times 3\text{m} = 15 \text{ m}^2$ (brown)

2 Mitra spread a carpet on a floor. Find the area of the floor which is not covered by the carpet?

Answer: 32 sq.



Solution:

Area of floor = $7 \times 7 = 49$ square units

Area of carpet = $(3 \times 5) + 2 = 15 + 2 = 17$ square units

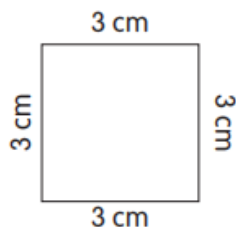
So, Area of floor not covered by carpet = $49 - 17 = 32$ square units

(TB Page No. 143)

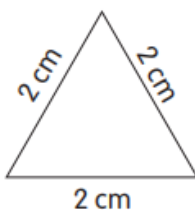
Blooming Questions

1 Match each shape with its perimeter.

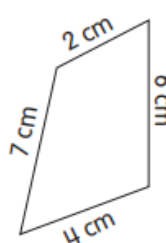
a



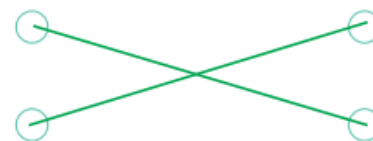
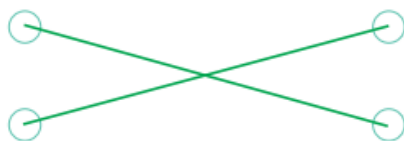
b



c



d



i.

6 cm

ii.

12 cm

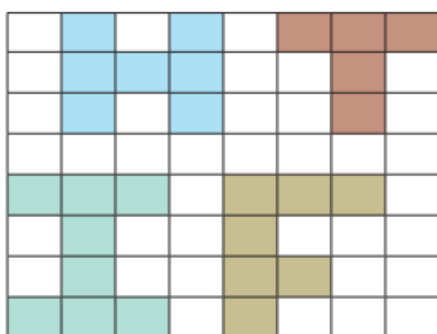
iii.

10 cm

iv.

19 cm

2 Find the areas of the following letters.

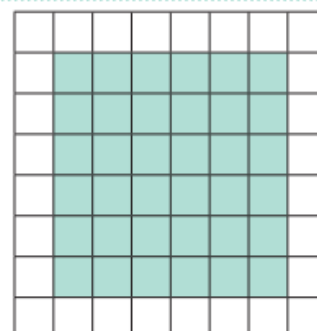


H	<u>7</u> sq. units
T	<u>5</u> sq. units
I	<u>8</u> sq. units
F	<u>7</u> sq. units

3

Mithran and Pavan cleaned the floor. Observe the figure, and find the area cleaned by Mithran and Pavan.

Answer: 36 unit sq.

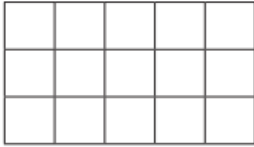
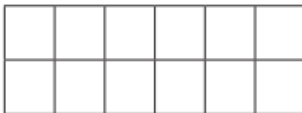
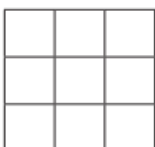


Solution:

Area cleaned by Mithran and Pavan = $6 \times 6 = 36$ square units.


Mental Maths

1 Complete the table, and find the areas of the figures.

Figure	Length	Width	Area
	5	3	15
	6	2	12
	3	3	9

2 Find the area and the perimeter of the following.

a length = 12 cm; width = 10 cm
 $A = 120$ cm, $P = 44$ cm

b length = 19 m; width = 8 m
 $A = 152$ m, $P = 54$ cm

c length = 100 cm; width = 50 cm
 $A = 5000$, $P = 300$ cm

d length = 25 cm; width = 4 cm
 $A = 100$, $P = 58$ cm

Post Activity:

Draw a rectangle that have an area of 48 sq. cm.

Draw a square that have an area of 36 sq. cm.

Draw a rectangle that have a perimeter of 20 cm.

Draw a square that have a perimeter of 80 cm.