



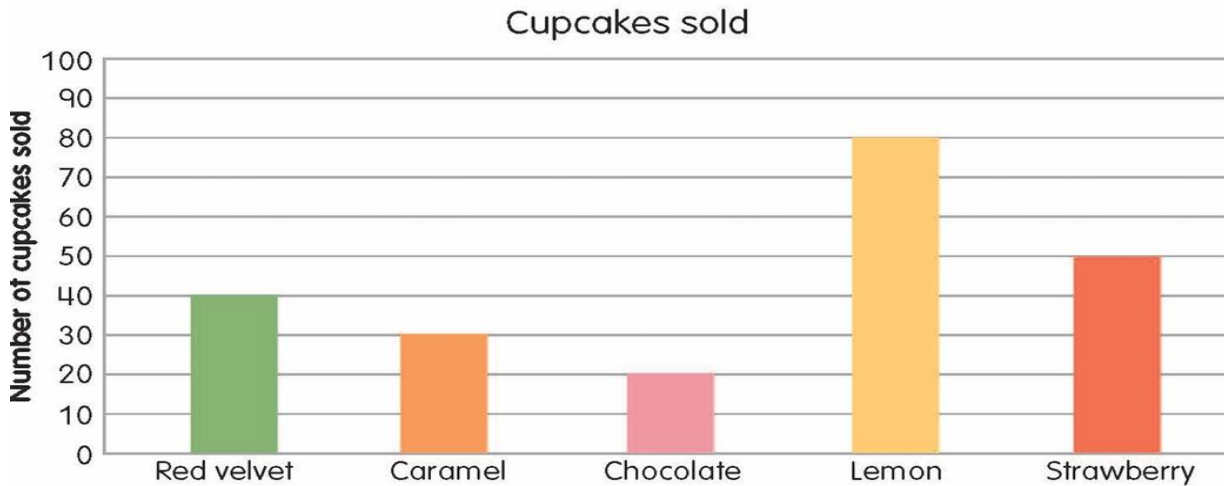
Class: III

SUBJECT: Maths

Prepared by: Madhuri.S

L. No: 17

1 A cupcake cafe sold different flavours of cupcakes. Use it to answer the questions that follow.



a How many caramel cupcakes were sold?

30

b How many more lemon cupcakes were sold than strawberry?

30

c Which flavour was sold the least?

Chocolate

d Which flavour was sold the most?

Lemon

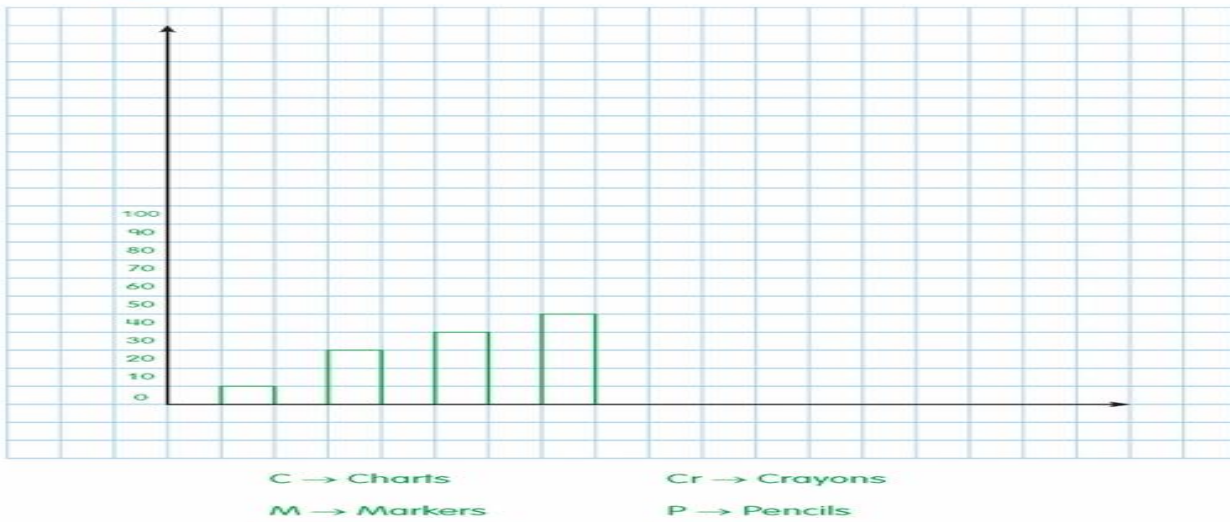
e How many red velvet and chocolate cupcakes were sold?

60

f How many more red velvet cupcakes were sold than chocolate cupcakes?








20

2. Rahima has 40 crayons, 60 colour pencils, 10 charts, and 30 markers. Draw a bar chart to represent the number of different items Rahima has.



Q.3

The pictogram below shows the number of cars Mr Goel repaired last week. Use it to answer the questions that follow.

Day	Number of cars repaired
Monday	
Tuesday	
Wednesday	
Thursday	
Friday	
Saturday	
Sunday	
Key:  represents 5 cars	

How many cars did Mr Goel repair on Monday?

15

On which day the maximum number of cars were repaired?

Thursday

Did he repair 30 cars on Thursday?

No

On which day Mr Goel didn't do any work?

Sunday

How many cars did he repair on Tuesday and Saturday?

40

How many fewer cars did he repair on Saturday than Friday?

5

Principal :

HOD :

CO-ORDINATOR:

TEACHER: