



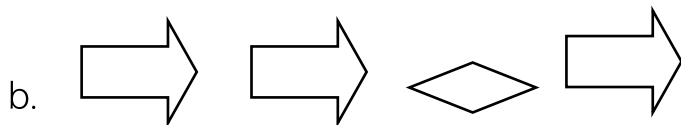

Pre -activity

Draw flower using different shapes and pattern and colour it.

11A. Fill in the blanks.


1. Pattern are created when figures ,shapes etc are arranged in a particular Order and repeated over and over again.
2. Cone has 1corner1 flat surface and a curved surface.
3. Cube has 8 corners 6 flat surfaces and 12 edges.
4. A circle with 0 sides and 0 corners.
5. A triangle with 3 sides and 3 corners.
6. A rectangle with 4sides and 4 corners,
7. A square with 4 equal sides and 4 corners.

11B. Cross the odd one out.



11C. Complete the pattern.

1.



2. 1 2 3 1 2 3 1 2 3






11D. Identify the pattern and write AB , AAB, ABC for the given number pattern.

a. 3, 6 , 3, 6 , 3, 6 AB

b. 20, 20, 10, 20, 20, 10 AAB

c. 70, 50, 80. 70 , 50. 80 ABC

11E. Identify and write each object that can roll or slide.

1. Book  = slide 2. Spoon  = Slide 3. Bag  = slide 4. ball

=  = roll and slide 5. orange  = roll and slide

Note – Objects which can roll can slide also .

Post – Activity

Draw any 1 object which can roll and which can slide.